


# EVENING STAR QUILTERS GUILD THE STITCH LINE

ISSUE 2017, VOLUME 1



JANUARY, 2017

## *Out With the Old Year... In With the New!*

We had 30 members attend the Holiday Party on 12/13. We played Quilto and had a nice amount of food donations for the food bank in Hope. Members brought in their regular and holiday themed items for a Christmas Show-and-Tell. The 2016 Raffle Quilt ticket was drawn and one of our own was the winner - Peggy Schaedel - congratulations Peggy!

Members brought in desserts to share and enjoy and Rich Danner, our Hospitality chairperson, blessed those present with a very special Lane Cake, a high-Southern-society cake, reserved for intimates only, never served to strangers.



## *A Thank You to Our Members for Food Donations*

Evening Star Quilters,

Thank you so very much for your recent donation of food to the St. John's Food Pantry. We serve approximately 50 families a month and your donation was very much appreciated to help with our mission of providing food to those in need.

It was certainly very generous of Evening Star Quilters to think of us,

Your support of this mission is greatly appreciated.

Helene Vorse  
Food Pantry Director

## *Quilt of Valor Blocks*

Our guild members have been handing in lots of QOV blocks. The pattern for February is on page 3 of this issue of *The Stitch Line*.

## *Mystery Quilt*


Marlene Marlowe is still taking reservations for our Mystery Quilt. Workshop will be held on **Saturday, February 4, from 9 am - 3 pm** at St. John's in Hope. She has the fabric requirements ready to give you when you sign up and pay the \$20 fee. I'd love to give you more information but "It's a mystery!"

## *Step of the Month*

Carol Smith has emailed out December's Step of the Month. If you signed up but didn't receive it, be sure to see Carol at the next Guild meeting or email her at [zp13smith@yahoo.com](mailto:zp13smith@yahoo.com)



If you need a little inspiration, take a minute to view the Patients Into People website at: <http://www.patientsintopeople.com/>  
 Thank you Nancy for taking on this project.  
 Email Nancy at [quilterfriend@gmail.com](mailto:quilterfriend@gmail.com) or call her at [973-219-5636](tel:973-219-5636)



## 2016-17 Program Calendar

January 10 Video – Craftsyl or Tips, Tricks & other fun Quilty Stuff  
 January 14 Stitches in Hope – **Open Sew or work on Eleanor Burns/QID Projects**  
 February 4 Stitches in Hope - **Mystery Quilt – Marlene Marlowe**  
 February 14 Guild Meeting & **Speaker - Joyce Hughes - My Journey into Quilting**  
 February 18 Workshop: **Joyce Hughes – Sunflower Panel (thread painting)** (3rd Sat. )  
 February 28 ESQG Board Meeting – Belvidere High School Library  
 March 14 Guild Meeting & **Speaker: Gyleen Fitzgerald - The Art of Color Blending**  
 March 15 Workshop: **Trash to Treasure Pineapples** (Wednesday event – St. John's, Hope)  
 March 18 Stitches in Hope – **Placemats & Patients to People**  
 April 13 Guild/Business Mtg & **Speaker: Pat Sloan** (Thursday Night Event - BHS Auditorium)  
 April 14 Workshop: Pat Sloan TBD (Friday Event - UMC)  
 April 15 Workshop: Pat Sloan TBD (Saturday Event - UMC)  
 May 9 Guild Meeting  
 May 13 Stitches in Hope – **Raffle Quilt 2018**  
 May 23 ESQG Board Meeting – Belvidere High School Library  
 June 13 Guild/Business Meeting



## An Invitation...

We'd love to have your guild come for all the fun, classes, many vendors, too. Please contact Pat Widener for bus/discount information. Quilters Unlimited 571-477-5503  
[patwidener571@gmail.com](mailto:patwidener571@gmail.com)





Laura Lyman sent this picture of the first QOV she finished from the September QOV BOM's. It was awarded to a vet in East Stroudsburg, PA. Laura wanted to share this with our guild and thank the members for their help. She said the quilt was very much appreciated!



## 2017 QOV BOM


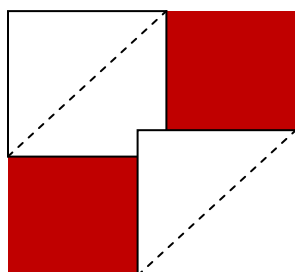
### INDIAN HATCHETS (8" finished block)

### BRING TO FEB. MEETING


Blocks should be scrappy.

- (2) red 4 ½" squares
- (2) blue 4 ½" squares
- (8) white 2 ½" squares

1. Draw a diagonal line on the wrong side of each white square. Place a white square in two opposite corners of each red and blue square. Stitch on the drawn line. Trim seam to ¼" and press toward red and blue squares.



2. Join top blue unit to red unit, press seam to blue; repeat with bottom units. Join units to make block pictured below, nestling seams. Block should measure 8 ½", so it finishes to 8" when joined.



3. Make as many as you like- the more blocks I collect, the more QOV I can make! This one will get a wide white border with appliquéd stars.



## EVENING STAR QUILTERS GUILD THE STITCH LINE

PO Box 253  
Belvidere, NJ 07823-0253

Email:  
[president@esqg.com](mailto:president@esqg.com)

**Guild Officers**  
**2016/2017 Guild Year**

**President**

[Sharon Kubich](#)

**Vice President**

[Karen Anderson](#)

**Secretary**

[Kathleen Scala](#)

**Treasurer**

[Dixie Sutton](#)

**By-Laws/Historian**

[Carol Smith](#)



**Star in Bloom from the 2016  
Kutztown Quilt Auction**

**WE'RE ON THE  
WEB:**

**HTTP://  
ESQG.COM/**

## *ESQG's Kutztown Festival Quilt Entry*

Anyone who would like to be involved in ESQG's entry to the Kutztown Festival Auction, please join Karen Anderson and Theresa Schoonover on **Tuesday, January 10, at 6 pm**, prior to the guild meeting, to discuss how we will move forward with several topics: theme, pattern and color. If you have any pattern suggestions, please bring a picture of the quilt with you. Theresa and I will hold onto those pictures until we are ready to take a vote.

- Karen Anderson



## *Joyce Hughes - Thread Painting - Panel Play*

Joyce is scheduled to speak to our guild members on **Tuesday, February 14**. Joyce's lecture is entitled, "My Journey into Quilting," and is an open and inspiring talk about how she started quilting and how she transitioned into using thread painting and panels to create art quilts.

Joyce will also hold a workshop on **Saturday, February 18**, where she will instruct on raw edge applique, thread painting and embellishment.

The maximum number of students is 15; the cost is \$25 for members and \$30 for non-members.

Please take a look at Joyce's website. She has many beautiful quilts to admire:

[www.joycehughesoriginals.com/panel-play.html](http://www.joycehughesoriginals.com/panel-play.html)

