

EVENING STAR QUILTERS GUILD - THE STITCH LINE

ISSUE 2017, VOLUME 7



SEPTEMBER, 2017

A new quilting season has begun...

Greetings Evening Star Quilters!

Welcome to the 30th year of the Evening Star Quilters! I hope you are looking forward to a great year of celebrating traditions, our community, and one another.

In July 1976, while New Jersey was celebrating the bicentennial along with the rest of the nation, White Township hosted a quilt show featuring the family quilts of Jane Schreffler and her grandmother-in-law, Leafy Barbara Wenzel.

As a result of this show, a small group of women met together and planned a weekly "quilting bee." These women began a friendship based on a shared interest in quilting. No one guessed when they began their first quilt top, that their stitches would also secure lifelong friendships and continue the tradition of quilting in the lives of well over 200 women (and a few men!). They originally named themselves "The Piecemakers" and met weekly, sharing stitches as well as desserts... some things never change.

By September 1987, the group consisted of 12 local women. As membership grew following a small quilt show that year, Evening Star Quilter's was born! 30 years later, Evening Star Quilters Guild is still a driving force. Within those 30 years, the guild has produced numerous raffle quilts, mystery quilts, block of the month programs, workshops, friendship quilts, challenge quilts, and charity projects. We have hosted 14 quilt shows, many guest speakers, bus trips, and even a performing arts group!

The new board and I are looking forward to seeing everyone at the September meeting.

President: Cynthia Smith

Vice President: Irene Compton

Secretary: Carol Smith

Treasurer: Dixie Sutton

Historian: Rich Danner

We hope you had an enjoyable summer and you are ready for a fabulous year with the guild.

Cynthia A Smith

President, ESQG

Changes in Board Positions

Pat Howlin has resigned as Vice President due to her husband's recent health issues. The executive board met on Tuesday, August 29, and appointed **Irene Compton** as **Vice President** for the current year, pursuant to Article IV, Section 1 Paragraph 5, that allows the Executive Board to appoint members to unexpired terms.

The board also approved **Carol Smith** to the position of **Secretary**, replacing Irene Compton.

The next ESQG Board meeting is Tuesday, November 28th at 6:30 pm at Irene Compton's home.

Warren County Fair – 2018

We are looking for 2 people to co-chair the Warren County Fair committee as representatives from our guild. This position needs to be filled by January 2018. Please notify a board member if you are interested.

Quilt of Valor Blocks

Laura Lyman has stepped down as coordinator of our local Quilts of Valor program. Rich Danner has volunteered to continue Laura's tremendous work. Thank you, Rich!

Block of the Month

Irene Compton has volunteered to coordinate this year's Block of the Month program. In keeping with the anniversary theme, we will be using 30's reproduction prints each month with off-white background fabric.

If you would like to participate in Block of the Month, start collecting fabric now and be ready when Irene releases the first pattern!

Mystery Quilt

Marlene Marlowe and Leana McCutcheon are already planning the February Mystery Quilt! Stay tuned for more information!

Row Quilt

Theresa Schoonover will be coordinating a Row Quilt project this year. If you've never participated in a Row Quilt, you'll want to be a part of this. Theresa will have details at the September Guild meeting. Anyone interested in participating, please speak with Theresa.

Quilt Show

Quilt show registrations are due September 12th. Please be sure to include a photo and dimensions of your quilts. If you have more than ten quilts to enter, please number the forms in order of importance. If we run short on space, the higher numbers will be withdrawn or displayed elsewhere, if room permits. If you are unsure if a quilt will be complete by show-time, please register it now. It is easier to remove a quilt than it is to add one. No registrations will be accepted after September 12th.

A bin will be available at the meeting to collect all registration forms. Any questions, feel free to contact Cindy Smith or Theresa Schoonover.

Sandy Behsman is collecting donations of fat quarters for the raffle basket for the quilt show in October. Pat Howlin is collecting eyeglass cases for the demo gifts. Pat sends out her thanks to all who've already made so many beautiful cases. Please bring your donations to the September Guild meeting.

There are a number of members that have not signed up to work at the quilt show. Please be prepared at the September and October Guild meetings to sign up.

Also 'Mark Your Calendar' for October 21st and 22nd to be at the Belvidere High School. We are looking for 100% participation!

Please remember to bring the following items to the September 12th Guild meeting:

- One or two quilts from guild programs
 - Fat quarters for donations to Quilt Show raffle basket
 - Eyeglass cases for Quilt Show demo gifts
 - Donation item for the Charitable Creations table for the Haven of Hope kids (quilt show charity auction)
 - Quilt Show registration forms
 - Membership forms, Membership dues and, of course, a desire to have a fabulous time!
-

Carol Smith is looking for volunteers to wash and iron four muslins each. These can be picked up at the September Guild meeting and brought to the quilt show in October.

Saturday Sewing at the Church

If you would like to *sit, sew, and socialize*, our Saturday 'Stitches in Hope' dates are as follows:

- October 14, 2017
- November 11, 2017
- December 9, 2017
- January 13, 2018
- February 3, 2018 - Mystery Quilt Workshop 9 am to 3 pm (Snow date Feb. 10)
- February 17, 2018
- March 17, 2018
- April 14, 2018
- May 12, 2018

All members are invited to attend. These Saturdays are for open sewing, or may be used for working on guild charity projects. All of them are held at St. John's United Methodist Church in Hope, NJ from 9 am to 3 pm.

Bring a lunch unless instructed otherwise. Mark your calendars, and join in the fun!

2017-18 Program Calendar

Tues., November 14
Wed., November 15

Guild Meeting & **Speaker: Gyleen Fitzgerald** - *The Art of Color Blending*
Workshop: **Trash to Treasure Pineapples**




We are all so blessed to have what we have. Thinking it would be great to help those in need, I am proposing we have a monthly project - nothing too big - we all know a little goes a long way.

Here is a list of projects, the project contact, and where they will be donated.

Sept. / Oct.	Eyeglass cases	Pat Howlin	ESQG Quilt Guild
Sept. / Oct.	Small projects	Rosemarie Greg	Haven of Hope
November	Small Christmas projects	Bonnie Eamigh	St John's Church
Nov. / Dec. / March	Placemats	Natalie D'Aiello	Meals on Wheels
December	Non-perishable food items	Peggy Schaedel	St. John's Food Pantry
January	Scrap Blocks	Theresa Schoonover	Happiness is Camping
February	Pet needs	Dixie Sutton	Shelter
March	Hospital gowns	Nancy Murphy	Cancer patients
April	Pillowcases	Natalie D'Aiello	Veteran's home in Oxford

Thank you,
Theresa Schoonover



QOV BOM- DUE AT SEPTEMBER MEETING

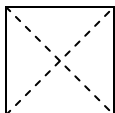
WINDBLOWN SQUARE

There are separate directions for making this block from a single piece of each color and making it scrappy- pick your favorite or make a block with each technique!

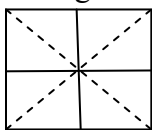
Single fabric: Eight-at-a-time HST	Scrappy: Two-at-a-time HST
Red: (1) 7" square	Red: (4) 3 ½" squares
White: (2) 7" squares	White: (8) 3 ½" squares
Blue: (1) 7" square	Blue: (4) 3 ½" squares

Eight-at-a-time HST:

1. Mark both diagonals on the back of the white squares.



2. Lay one white square right side together with red square, the other with blue.
3. Stitch a SCANT ¼" seam on BOTH sides of BOTH diagonals on BOTH white squares.
4. Cut along drawn lines WITHOUT moving fabric, then cut through center of square in BOTH directions.



PRESS SEAMS OPEN, trim to 3" square.

Two-at-a-time HST:

1. Mark EACH white square on the diagonal.
2. Place white squares right sides together with red and blue squares.
3. Stitch on BOTH sides of drawn line.
4. Cut on drawn line, **PRESS SEAMS OPEN**. Trim to 3" square.

To make block:

Layout out units to match picture above. Join horizontal rows. Press seams open, join rows.

PRESS SEAMS OPEN. Block will measure 10 ½".



Some of the beautiful quilts on display at the Warren County Farmer's Fair.



PO Box 253
Belvidere, NJ 07823-0253

Email:
president@esqg.com

Guild Officers
2017/2018 Guild Year

President

[Cynthia Smith](#)

Vice President

[Irene Compton](#)

Secretary

[Carol A. Smith](#)

Treasurer

[Dixie Sutton](#)

Bylaws/Historian

[Rich Danner](#)

**WE'RE ON THE
WEB:**

HTTP://

ESQG.COM/



Stich in the Ditch Club



Quilters' Poker